

## Recording UASC legal status

An unaccompanied asylum seeking child's **asylum seeking legal status can change several times** over the course of their case being processed by the Home Office

As legal status changes, it is a requirement to **record the end date of their previous status and add the new status and date** (under no circumstances should the previous legal status be deleted or overwritten).

The end date of previous legal status will be the date of decision from Home Office on the child's new status. With start date of new legal status the same date of decision.

## How to add UASC legal status

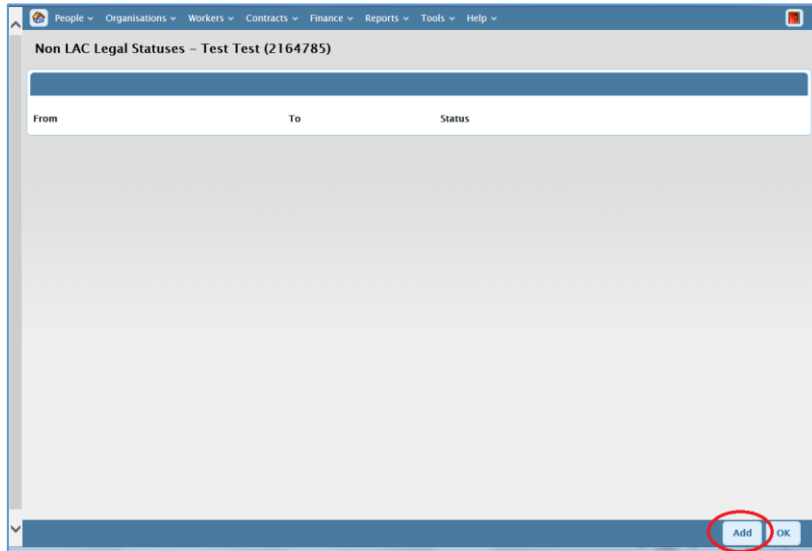
Click on the **Legal Status** option:



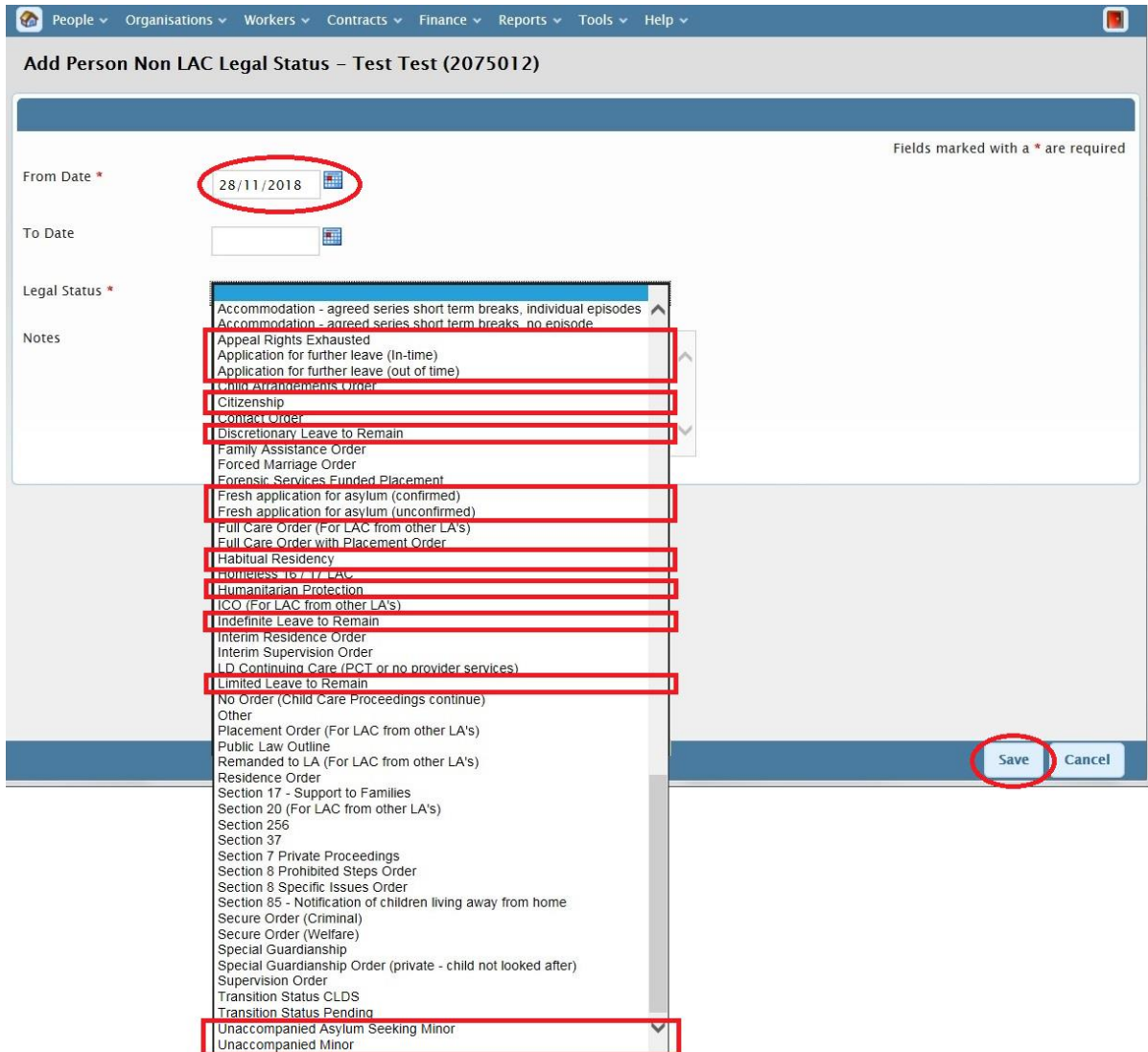
The screenshot shows a web interface for a person summary. The top navigation bar includes 'People', 'Organisations', 'Workers', 'Reports', 'Tools', and 'Help'. The main heading is 'Person Summary – Test Test (2174923)'. On the left, a sidebar menu lists various categories: 'Person Details', 'Start', 'Case Notes', 'Documents', 'Visits', 'Education', 'Health', 'LAC', 'Legal Status', 'Offences', 'Registrations', and 'File Location'. The 'Legal Status' option is circled in red. The main content area is titled 'Demographic Information' and contains the following details:

- Context:** Child
- Date of Birth:** 12/09/2008 (11 years old)
- Address:** (Address Type : Main Address)  
210 Eversholt Street  
London  
NW1 1BD ([View Map](#))  
Authority: Camden  
Ward: Regent's Park  
Lives with others
- Telephone Numbers:**  
Home: 020 7897 5643
- Gender:** Male
- First Language:** Dutch
- Fluency In English:** Good (both written and spoken English)
- Nationality:** Danish
- Country Of Birth:** Brazil
- Ethnicity:** White / British
- Religion:** Quaker (Ch)

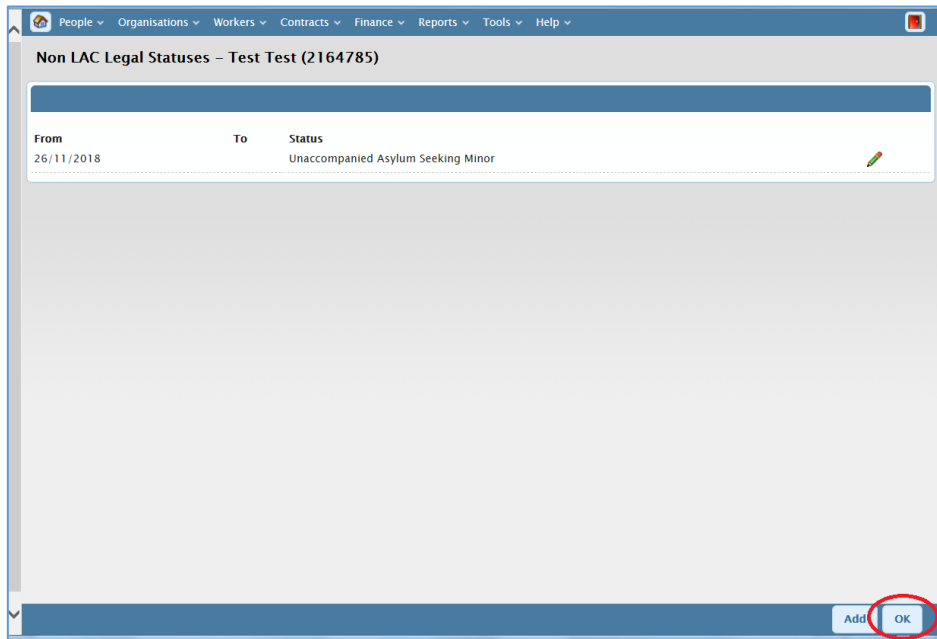
Click on **Add**:



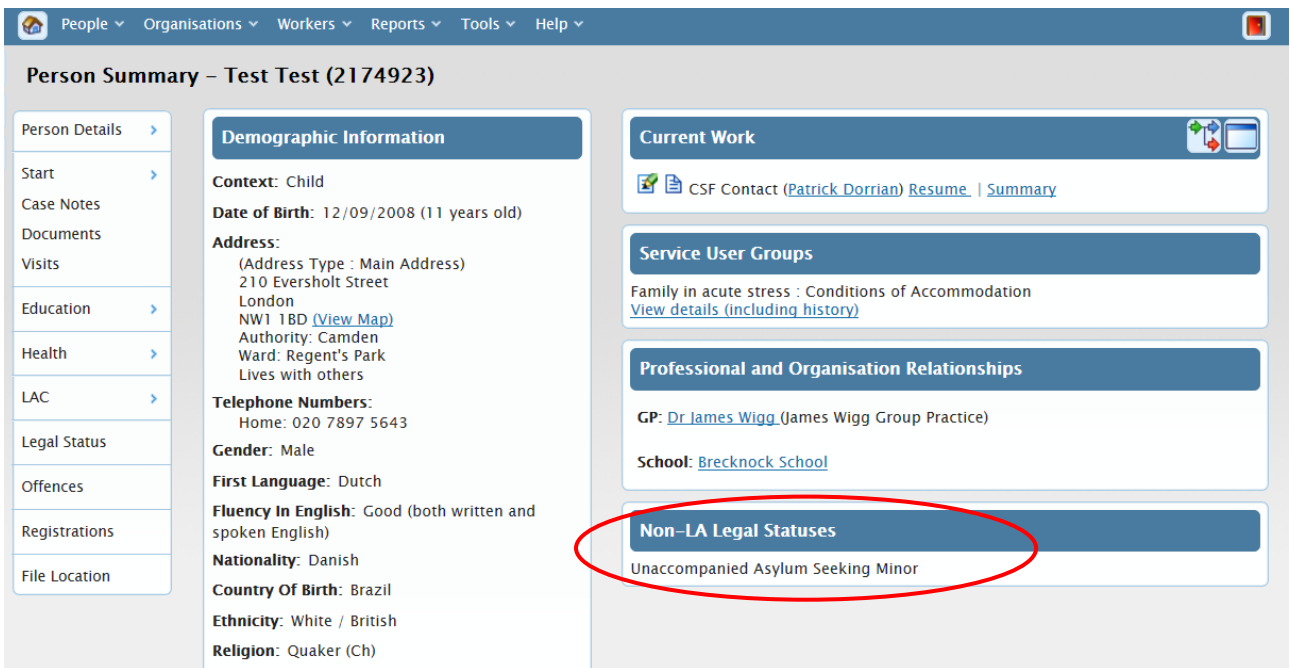
Enter the **From Date**, select a **Legal Status** then click **Save**:



Click on **OK**:

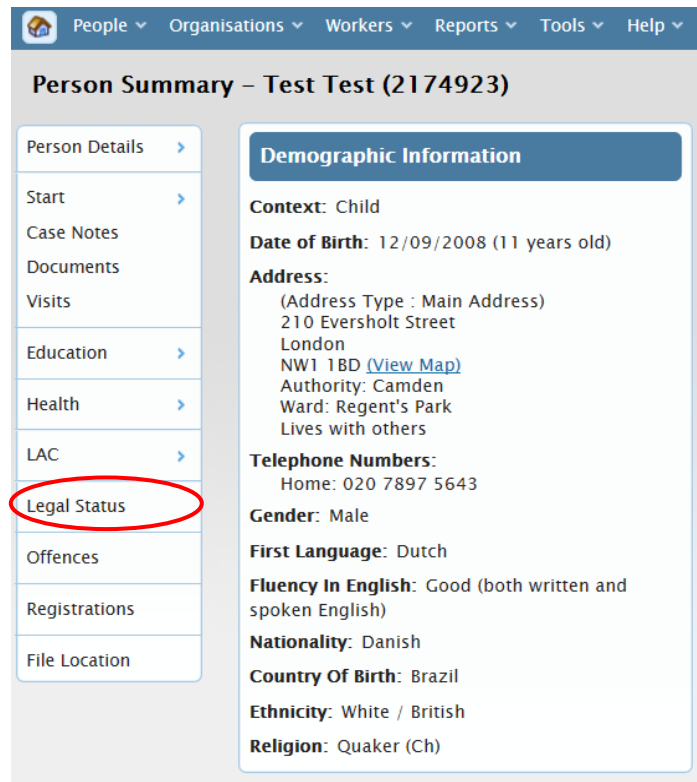


The Legal Status is displayed on the person summary screen:



## End a Legal status

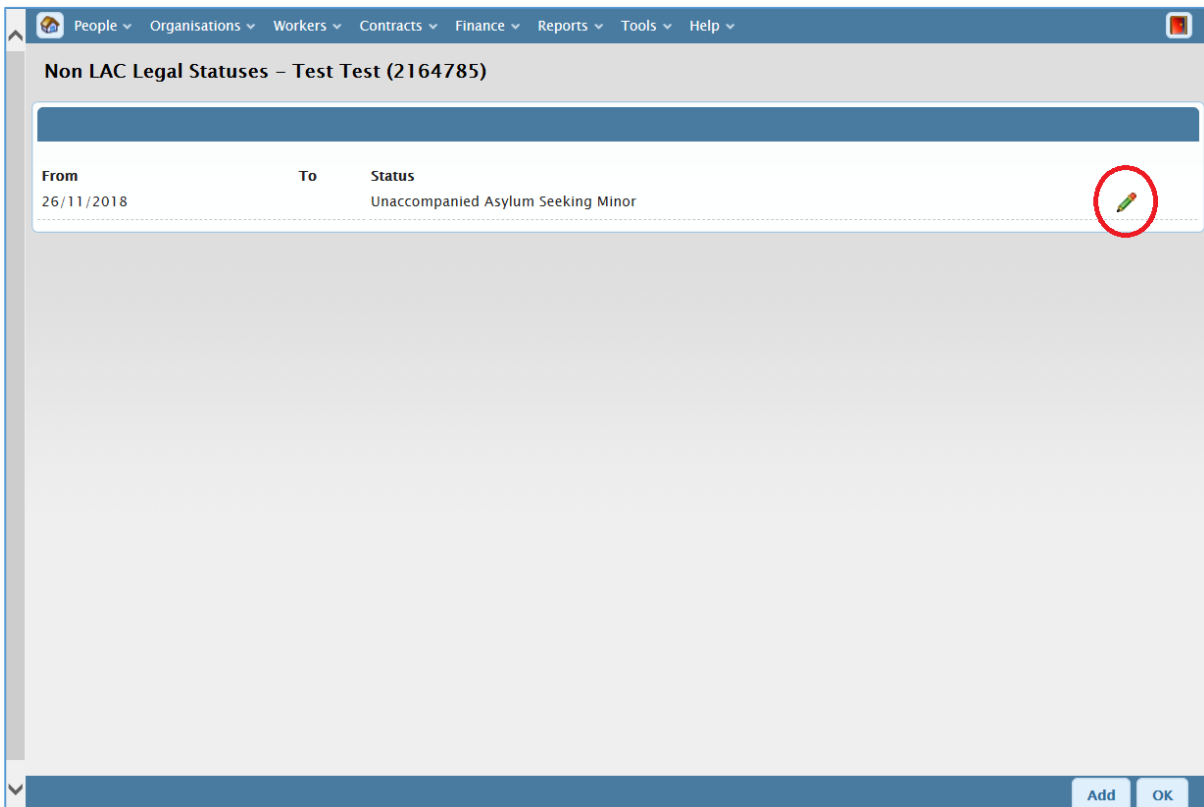
Click on the **Legal Status** option:



The screenshot shows a web application interface for a person's summary. The title is "Person Summary – Test Test (2174923)". On the left is a navigation menu with items: Person Details, Start, Case Notes, Documents, Visits, Education, Health, LAC, Legal Status (circled in red), Offences, Registrations, and File Location. The main content area is titled "Demographic Information" and contains the following details:

- Context:** Child
- Date of Birth:** 12/09/2008 (11 years old)
- Address:** (Address Type : Main Address)  
210 Eversholt Street  
London  
NW1 1BD ([View Map](#))  
Authority: Camden  
Ward: Regent's Park  
Lives with others
- Telephone Numbers:**  
Home: 020 7897 5643
- Gender:** Male
- First Language:** Dutch
- Fluency In English:** Good (both written and spoken English)
- Nationality:** Danish
- Country Of Birth:** Brazil
- Ethnicity:** White / British
- Religion:** Quaker (Ch)

Click on the **pencil** to edit:



The screenshot shows a table titled "Non LAC Legal Statuses – Test Test (2164785)". The table has three columns: "From", "To", and "Status". The first row contains the following data:

From	To	Status
26/11/2018		Unaccompanied Asylum Seeking Minor

A pencil icon in the right-hand corner of the table row is circled in red, indicating it is the target for editing. At the bottom right of the page, there are "Add" and "OK" buttons.

Enter the **To Date** then click on **Save**:

Amend Person Non LAC Legal Status – Test Test (2164785)

Fields marked with a \* are required

From Date \* 26/11/2018

To Date 26/11/2018

Legal Status \* Unaccompanied Asylum Seeking Minor

Notes

Save Delete Cancel

Click on **OK**:

Non LAC Legal Statuses – Test Test (2164785)

From	To	Status
26/11/2018	26/11/2018	Unaccompanied Asylum Seeking Minor

Add OK