

# Exiting Second National Lockdown and Entering Tier 2 Restrictions



**Briefing for FSCF  
1 December 2020**



## This briefing will cover:

- What we know now about the end of the 2<sup>nd</sup> national lockdown and the new 3-Tier local restrictions system
- What the new Tier 2 restrictions are
- What Camden and Islington Public Health have told us
- What the new Tier 2 restrictions mean for family work, and in particular face-to-face visits
- What will happen next
- Resources to help us
- Q and A



# What do we know now?



- The 2<sup>nd</sup> national lockdown is due to end Wednesday 2 December 2020
- The Government announced a new 3-Tier local restrictions system on 23 November 2020
- Tier 1 = medium alert, Tier 2 = high alert, Tier 3 = very high alert
- Different local areas will be on different Tiers at different times, according to their level of COVID risk
- From 2 December, London will be in Tier 2
- Tiers will be reviewed every 14 days, and may go up, go down, or stay the same
- The restrictions are different to the last Tier system in October
- Restrictions are being changed temporarily for the Christmas period 23-27 December
- The Government says this new Tier system will be in place until at least March 2021

## What the Tier 2 Restrictions Are

<h1>HIGH ALERT</h1>			
<b>FROM 2 DEC</b>			
<b>MEETING FRIENDS AND FAMILY</b>  <p>No mixing of households indoors, apart from support bubbles. Maximum of six outdoors.</p>	<b>BARS, PUBS AND RESTAURANTS</b>  <p>Pubs and bars must close, unless operating as restaurants. Hospitality venues can only serve alcohol with substantial meals. Venues must stop taking orders at 10pm and must close by 11pm.</p>	<b>RETAIL</b>  <p>Open.</p>	<b>WORK AND BUSINESS</b>  <p>Everyone who can work from home should do so.</p>
<b>EDUCATION</b>  <p>Early years settings, schools, colleges and universities open. Childcare, other supervised activities for children, and childcare bubbles permitted.</p>	<b>INDOOR LEISURE</b>  <p>Open.</p>	<b>ACCOMMODATION</b>  <p>Open.</p>	<b>PERSONAL CARE</b>  <p>Open.</p>
<b>OVERNIGHT STAYS</b>  <p>Permitted with household or support bubble.</p>	<b>WEDDINGS AND FUNERALS</b>  <p>15 guests for weddings, civil partnerships, wedding receptions and wakes; 30 for funerals.</p>	<b>ENTERTAINMENT</b>  <p>Open.</p>	<b>PLACES OF WORSHIP</b>  <p>Open, but cannot interact with anyone outside household or support bubble.</p>
<b>TRAVELLING</b>  <p>Reduce the number of journeys you make and walk or cycle if possible. Avoid busy times and routes on public transport. Avoid car sharing with those outside of your household or support bubble. Avoid entering a Tier 3 area, other than where necessary such as for work or education. Further exemptions apply.</p>	<b>EXERCISE</b>  <p>Classes and organised adult sport can take place outdoors, but cannot take place indoors if there is any interaction between people from different households. Organised activities for elite athletes, under-18s and disabled people can continue.</p>	<b>RESIDENTIAL CARE</b>  <p>COVID-secure arrangements such as substantial screens, visiting pods, and window visits. Outdoor/airtight visits only (rollout of rapid testing will enable indoor visits including contact).</p>	<b>LARGE EVENTS</b>  <p>Sport, live performances and business meetings limited to 50% capacity or 2000 people outdoors (whichever is lower) and 50% capacity or 1000 people indoors (whichever is lower)</p>



# What Camden and Islington Public Health have Told Us

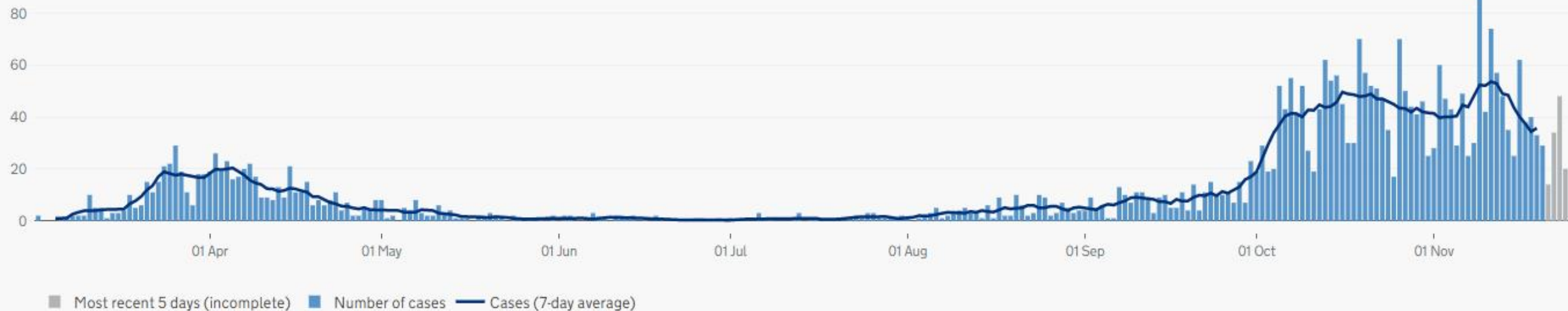
## People tested positive

Daily 41  
Total 3,403

### Cases by specimen date

Number of people with at least one positive COVID-19 test result (either lab-reported or lateral flow device), by specimen date. Individuals tested positive more than once are only counted once, on the date of their first positive test. The most recent 5 days' data, highlighted in grey, are incomplete.

[Daily](#) [Cumulative](#) [Data](#) [About](#)



Healthcare data are available for **nations** and **NHS regions**. ✕

### Patients admitted

Daily  
131

Total  
31,466

### Patients in hospital

1,503

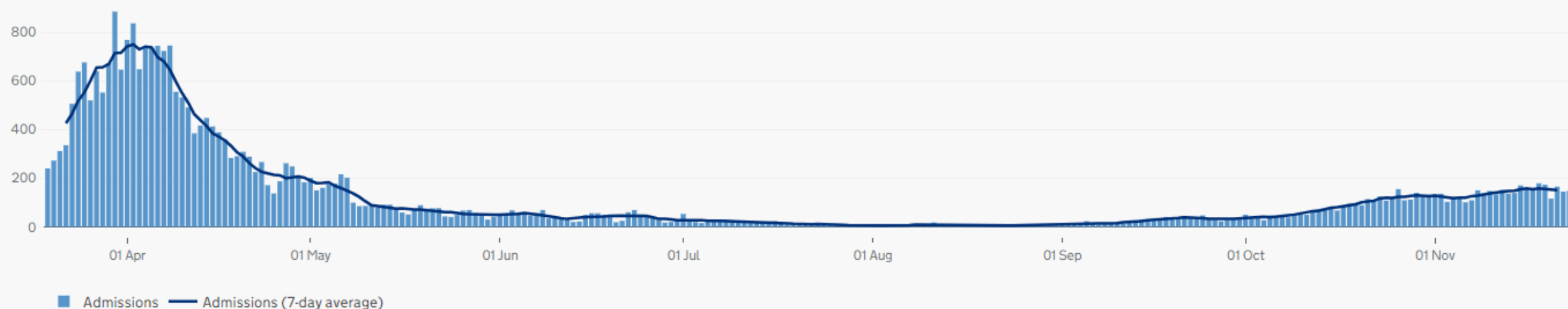
### Patients on ventilation

251

## Patients admitted to hospital

Daily and cumulative numbers of COVID-19 patients admitted to hospital. Data are not updated every day by all four nations and the figures for Wales are not comparable to those for other nations as Wales include suspected COVID-19 patients while the other nations include only confirmed cases.

Daily   Cumulative   Data   About



Deaths data are available for **nations**, **regions** and **local authorities**.

### Deaths within 28 days of positive test

Daily	Total
0	125

### Deaths with COVID-19 on the death certificate

Weekly	Total
0	164

## Deaths within 28 days of positive test by date of death

Number of deaths of people who had had a positive test result for COVID-19 and died within 28 days of the first positive test. Data from the four nations are not directly comparable as methodologies and inclusion criteria vary. The most recent 5 days' data, highlighted in grey, are incomplete.

Daily Cumulative Data About

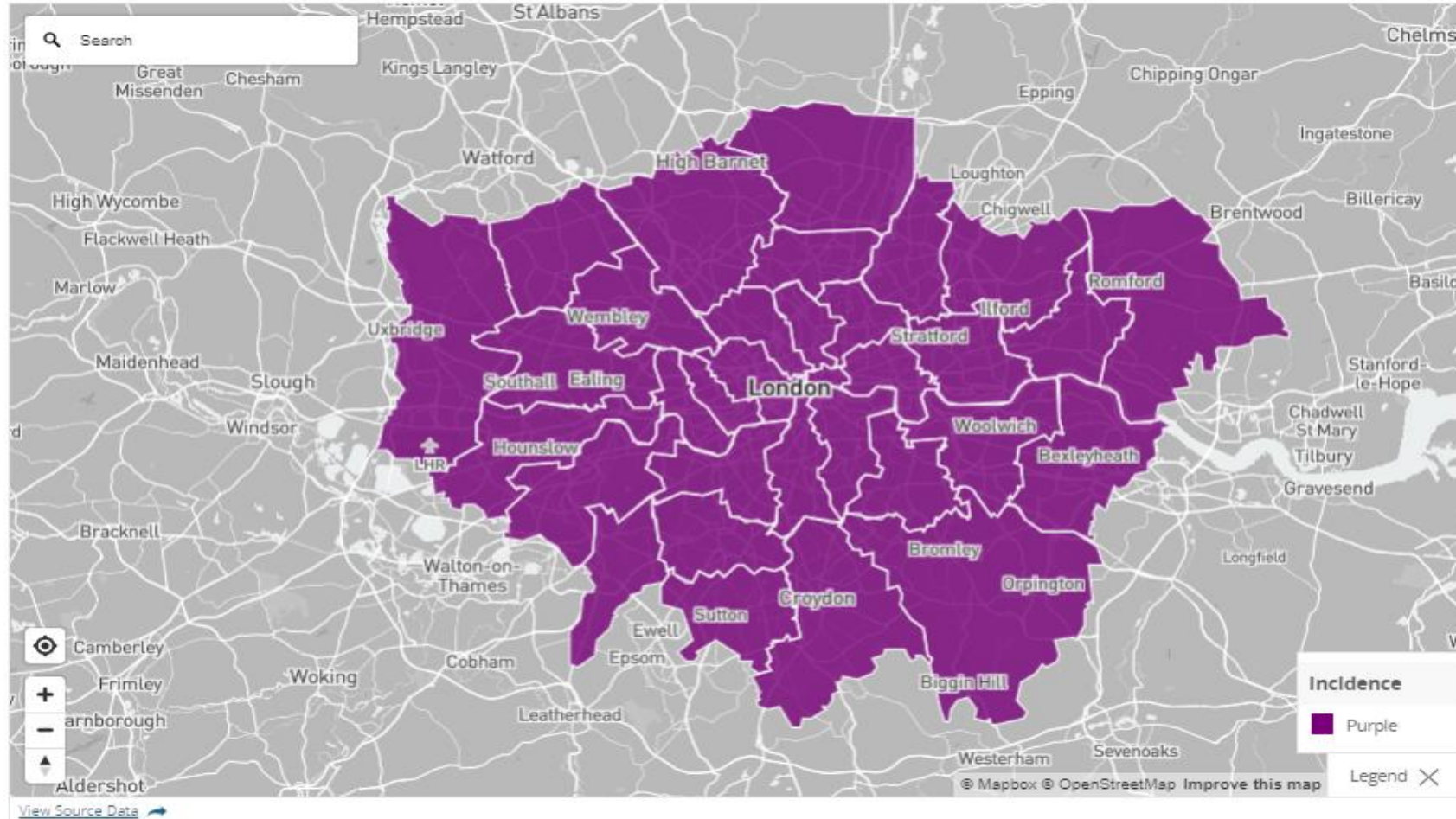




# Weekly Infection Rate Map



This is a map showing the rates of confirmed cases across a 7 day period for each borough in London. Infection rates have been PRAG (Purple-Red-Amber-Green) as follows: green is less than 25 per 100,000, amber is between 25 and 50 per 100,000, red is between 50 and 100 per 100,000 and purple is greater than 100 per 100,000. Data is provided by Camden and Islington Public Health.



# Public Health Advice on Family Work Specifically



On 26 November, we asked Camden and Islington Public Health what impact they thought Tier 2 restrictions should have on visiting families.

They told us that:

*“The key change in moving to Tier 2 this time is that no households/bubbles are permitted to meet indoors, however this does not apply to people working in other people’s homes. Working in peoples homes is exempt under all Tiers.*

*As Camden’s Family Workers visit families in a professional capacity to provide a service, they will still be permitted to do so under all Tiers.*

*Family workers should continue to follow the current Camden and Islington guidance on home visits. Where possible, they should minimise their use of public transport when travelling between homes, preferably by walking or cycling”*

*Staff should wear face coverings and maintain a 2m distance wherever possible when working with residents, and residents should be encouraged to wear a face covering if possible (although not children under 11), and of course frequent hand washing or sanitising (as per our existing non-care home visit guidance)”*



# What We Have Done Since 23 November

The Heads of IYSS, IEYS and I met to discuss and agree a consistent approach to visiting families under Tier 2 restrictions

All the latest Government guidance has been reviewed

The latest Public Health Non-Care Home Visits Guidance has been reviewed

All our current policies and procedures reviewed through that lens

Reviewed who might be affected by other Tier 2 or 3 restrictions in other local areas

Reviewed the latest Guidance for people who are clinically extremely vulnerable (the Government says in addition to the standard Tier restrictions, they recommend *“clinically extremely vulnerable people keep the number of different people you meet with consistently low”*)

## **The most important thing we need to think about and plan for**

Making sure we continue to keep you as physically safe and well as we can

Protecting your emotional health and your emotional reserves, making sure workloads are manageable, and that you have the scaffolding you need

# Other things we need to think about and plan for

Potential for another national shutdown and/or London moving to Tier 3 and/or London moving up and down Tiers quickly/several times

Continued protections for workers who were previously in the shielding group, or workers who live with family members previously in that group, or from Black, Asian and minority ethnic groups

The implications of contact tracing for the service (e.g. potentially higher levels of self-isolation needed = effect on service capacity)

Growing rate of incoming referrals

The impact on the helping relationship when we work exclusively virtually, that you told us about in the Return to Work Survey and the weekly survey

# What This Means for FSCF (1)

Taking all the advice and information that we have into account, from 2 December we will:

- Re-start face-to-face visits to families
- Re-start our bubbles and 1 week Camden:1 week remote rota system
- Re-start face-to-face visits procedure
- Re-start offering families a choice of blended visits or virtual-only visits
- Make sure we continue to do the pre-visit checklist before every face-to-face visit
- Alternative venues for visits should continue to be explored and prioritised where possible, and particularly in cases where 1metre + social distancing cannot be adequately maintained in the home.
- Make sure families continue to have choice and control over the visit location, and that alternative venues are explored and prioritised where possible
- TAFs, team meetings and group supervision to remain virtual
- 121 Supervision may take place in person in a COVID-secure venue, otherwise virtual



# What This Means for FSCF (2)



Taking all the advice and information that we have into account, we will:

- Continue to minimise our use of public transport + use staggered start and finish times
- Re-start using 5PS as a basecamp if we want or need to
- Oncall manager rota will be paused
- Incoming work accepted as normal (e.g. not just for virtual visits)
- Move from phase 3 to phase 2 of our emergency management plan
- Review weekly each Monday – this is likely to stay a dynamic, fluid and fast-moving process (again)
- This arrangement will apply to all three Tiers – BUT – if Camden were to move to Tier 3, we will seek immediate advice from Camden and Islington Public Health, as we do every time, to inform our next steps so we are making judgements in real time

# Why are we doing this

- Public Health says this is appropriate for us based on Camden’s risk level right now
- We have our mitigations in place to help prevent infection spread (risk assessments, PPE, bubbles, rota, staggered start and finish times, reduced use of public transport etc)
- It helps keep some consistency, and mitigates against your daily working practice having to constantly change
- This is not to say there isn’t still risk. There is.
- If there is any change to Camden’s Tier at any time, or in the event of another national lockdown, we will immediately contact Public Health for advice to determine if we need to change any of our working practices





# What will happen next

Managers this week will spend time with you making sure your individual risk assessment is up to date.

This is particularly important for staff who were previously shielding, who live with people who were previously shielding, and for Black, Asian and minority ethnic staff

If your risk assessment says you need a parking permit, please do apply for one (or apply to extend your current one)

Make sure you have the PPE you need - your starter packs can be restocked and sent to your home if you need it

Revisit the Camden and Islington Home Visit Guidance and the Government guidance on working in peoples homes – both were updated last week, so please do re-read them

# Resources to Help



The Guidebook Policies and Procedures for Face-to-Face Visits

<https://ascpractice.camden.gov.uk/early-help-guide/family-early-help-covid-guidebook/fscf-procedures-during-covid/face-to-face-visits-guidance-and-procedures/>

The Camden and Islington Public Health Guidance on Home Visits and Government Guidance on Working in Peoples Homes

<https://ascpractice.camden.gov.uk/early-help-guide/family-early-help-covid-guidebook/fscf-procedures-during-covid/face-to-face-visits-guidance-and-procedures/>

The Guidebook information Tier restrictions and local restrictions (updated daily) <https://ascpractice.camden.gov.uk/early-help-guide/family-early-help-covid-guidebook/covid-nhs-and-government-information/social-distancing-government-guidance/#main> and <https://ascpractice.camden.gov.uk/early-help-guide/family-early-help-covid-guidebook/covid-nhs-and-government-information/local-lockdown-guidance/#main>

The List of Alternative Venues for Visits

<https://ascpractice.camden.gov.uk/early-help-guide/family-early-help-covid-guidebook/alternative-venues-for-visits/>

Your individual risk assessment – do make sure this is up to date

Refresher on the Helping To Prevent Infection Spread webinar

<https://ascpractice.camden.gov.uk/early-help-guide/family-early-help-covid-guidebook/fscf-procedures-during-covid/face-to-face-visits-guidance-and-procedures/>

Your supervision time, your weekly check-in with your manager, your reflective group supervision spaces and your clinically guided spaces

## Q and A